

FREE




Tooth and Tooth Fairy Activity Sheets!



Starring Lou from ***The Last Loose Tooth!***

PDF includes:

- Make Your Own Special Tooth (art and story project)
- Make Your Own Tooth Fairy (art project exploring diversity)
- My Tooth Loss Diary (chart to fill out dates of lost teeth)
- Classroom Tooth Loss Chart (teeth lost graphed by month)
- Tooth Fairy letter templates (one for JK/SK, one for gr. 1-3)
- Lost Tooth Certificate (for teeth lost at school)
- Dental Vocabulary (two pages)
- Tooth Tips & Facts (three illustrated pages of fun tooth trivia)
- Dental health word search
- Dental health word scramble
- Parts of the tooth (cut-and-paste activity)
- Parts of the mouth (cut-and-paste activity)
- Baby teeth (cut-and-paste activity)



**ACTIVITIES ARE IN FULL COLOR AND
BLACK & WHITE**

THE LAST LOOSE TOOTH

By: Tyler Clark Burke

Lou was the last baby tooth in the mouth. The other teeth, one by one, took the plunge into the great unknown, each tumbling from the mouth in a silly fashion true to their character.




The front teeth loved attention, so they leapt first. The grumpiest tooth, rotten Cary, was pulled by the dentist a few days after Hallowe'en.

Too frightened to leave—but also too scared to stay—Lou finally made the decision to leave the mouth once the “boring,” busy, and distracted adult teeth started to crowd him out.

But what will Lou think of The Great Land of Teeth?

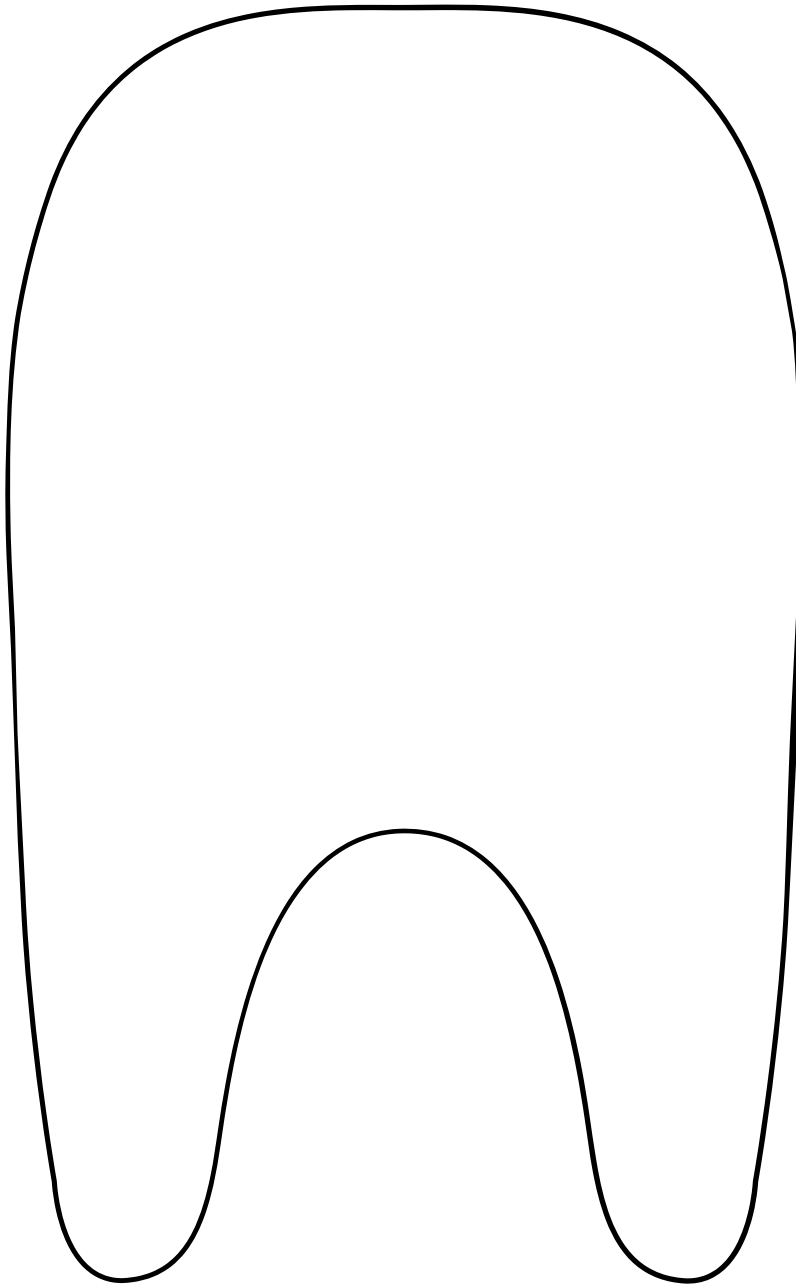
“Humorous, cheery, imaginative illustrations present, both in interior art and on endpapers, the denizens of upper and lower gums as close-knit, supportive companions.” — **KIRKUS REVIEWS**



ISBN: 9780593121443


My name:

MAKE YOUR OWN SPECIAL TOOTH!



My special tooth's name:


.....



www.RHCBooks.com
www.TylerClarkBurke.com
[#MySpecialTooth](https://twitter.com/tcbtcbtcb)

My name:

MY SPECIAL TOOTH!



My special tooth is named:

It likes to eat

And loves going to


My special tooth looks

And usually wears

My special tooth enjoys

It doesn't much like

My favorite part of my special tooth is:



.....

.....

.....



My name:

WHAT DOES YOUR TOOTH FAIRY LOOK LIKE?



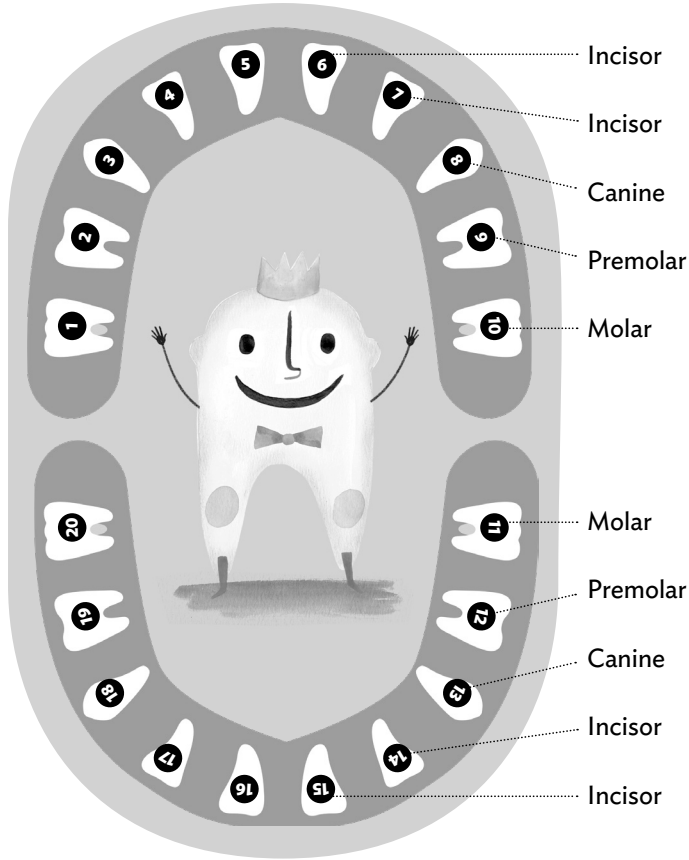
Example:

WHAT DOES YOUR TOOTH FAIRY LOOK LIKE?



My name:

My Tooth Loss Diary!



6

7

8

9

10

11

12

13

14

15

16

17

18

19

20

DATES OF TOOTH LOSS:

1

2

3


4

5

TOOTH LOSS CHART!

NUMBER OF TEETH LOST

1 2 3 4 5 6 7 8 9 10 11 12 13 14 15 16 17 18 19 20 21 22 23 24



MOLAR



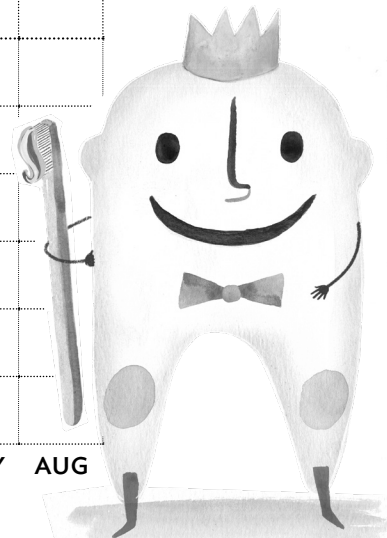
PREMOLAR



CANINE



INCISOR



SEP OCT NOV DEC JAN FEB MAR APR MAY JUNE JULY AUG

MONTHS OF THE YEAR



Dear Tooth Fairy,



.....

.....

.....

.....

.....


.....

.....


.....

.....

.....



Sincerely,



.....



Dear Tooth Fairy,

I hope you've had a _____ day.
good/special/wonderful


I lost a _____ tooth!
top/bottom

I feel _____.
happy/excited/nervous

Thank you for visiting my _____.
pillow/room/home

I'm saving my tooth money for a/an _____.
toy/book/gift

Have a _____ flight back to Tooth Fairy Land!
nice/fun/safe




Sincerely,





This is to certify that:

LOST A TOOTH!



Dental Vocabulary

Baby teeth (primary teeth): The first set of 20 temporary teeth. They normally fall out one by one between ages 6 and 12.



CANINE

Canines: The four teeth that have a rounded or pointed tip used for biting food.

Cavities: Dental infections in our teeth caused by bacteria.

Crown: The portion of a tooth above the gum line that is covered by enamel.

Dental Hygienist: A person who cleans teeth and helps patients learn about dental care.


Dentin: Inner layer of the tooth under the surface enamel.

Dentist: A doctor who cares for teeth.


Enamel: The hard material that covers the outside of the tooth.

Filling: The materials used to fill a cavity, like metal, porcelain, or resin.

Floss: A piece of special dental thread used to clean between the teeth.



Kids have 20 baby teeth!




Brush your teeth every day so you don't get a cavity!

Dental Vocabulary

Fluoride: A mineral often added to toothpaste to help strengthen tooth enamel.

Gums: Soft tissue that protect the roots of your teeth and the teeth that haven't grown in yet.



INCISOR CANINE PREMOLAR MOLAR



INCISOR

Incisors: The four front upper and lower teeth used for tearing and cutting food.



MOLAR

Molars: The large back teeth used for grinding food.

Permanent teeth (adult teeth): The 32 adult teeth that emerge to replace the baby teeth.



PREMOLAR

Premolars: The back teeth in front of the molars. We use our premolars for chewing food.

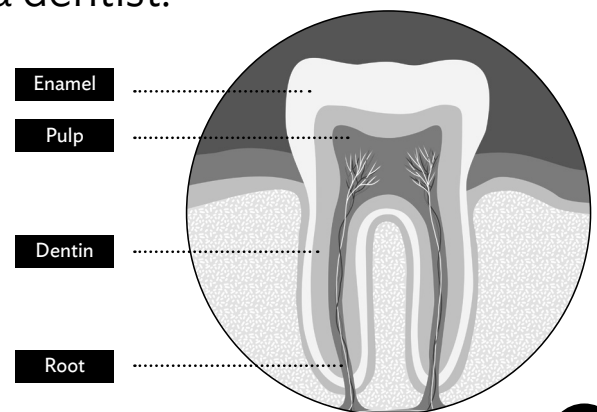
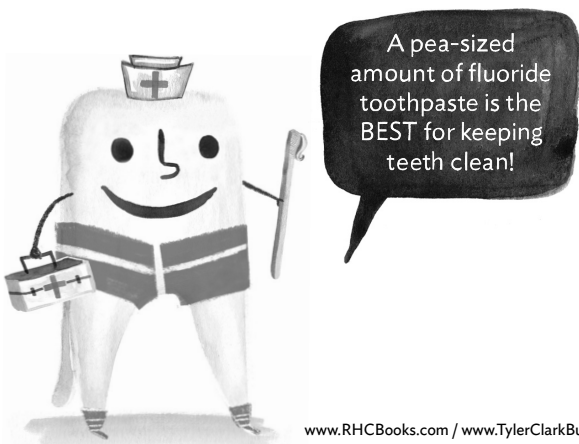
Pulp: The living part of the tooth found inside the dentin.

Root: The part of the tooth that connects it to the jaw.

Tooth Extraction: Removal of a tooth by a dentist.

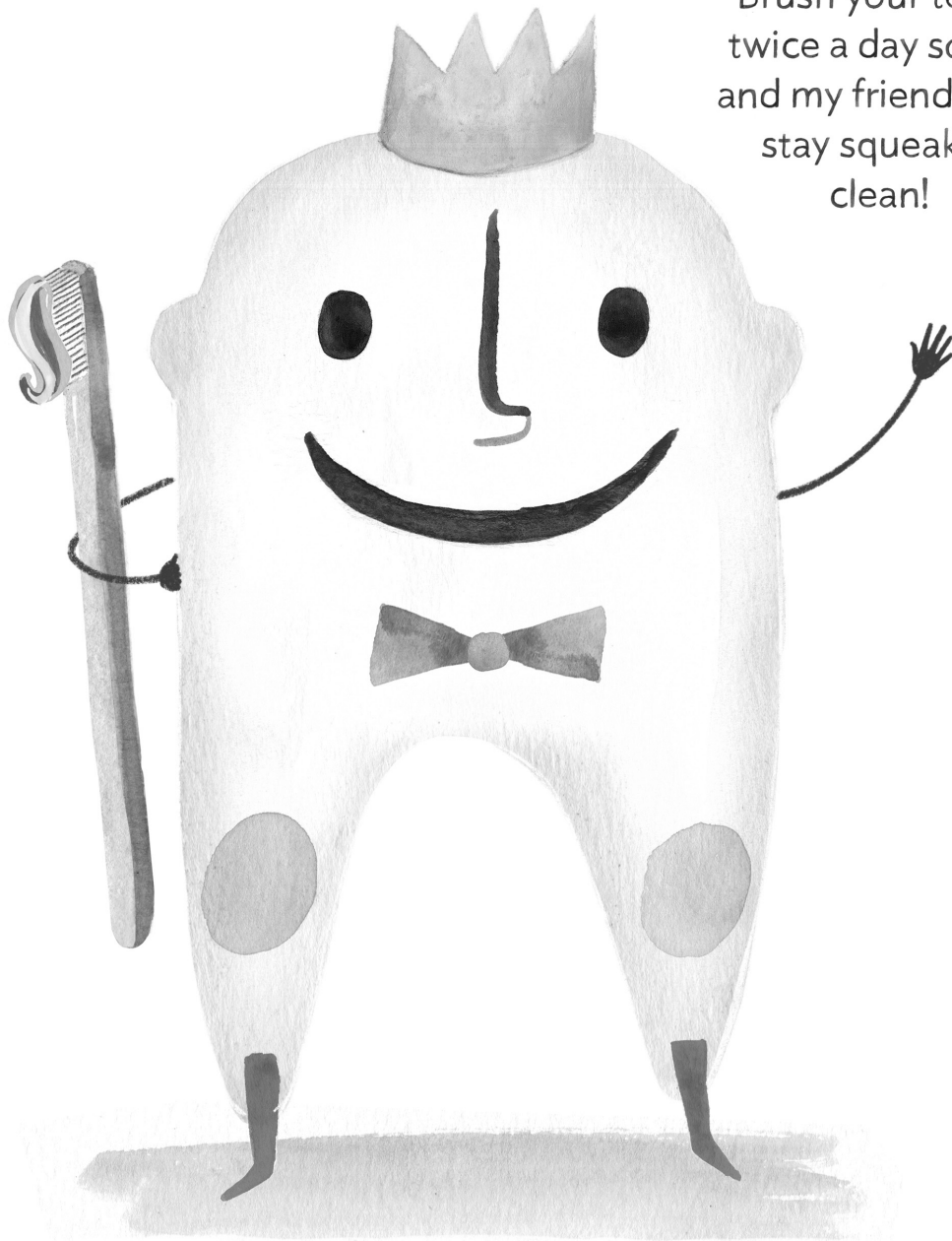


Adults have 32 teeth!



TOOTH TIPS & FACTS


Brush your teeth
twice a day so me
and my friends can
stay squeaky-
clean!




Did you know some snails eventually grow over 20,000 teeth?



Sharks lose more than a tooth a week, but not to worry—they have rows of backup teeth, which move forward as needed!




You have four types of teeth in your mouth!



1-2-3-4!

Incisors! Canines! Premolars! Molars!




Our teeth reveal how old we are, what we eat and drink—even where we've lived on planet Earth!


The teeth in your mouth are as unique as a fingerprint! No one has a smile—or bite mark—exactly like yours!



Shiver me timbers! Teeth are the hardest part o' yer body, even harder than yer bones!



Guess what! You can't be an astronaut unless you have strong and healthy teeth!






A prisoner in West Virginia braided dental floss into a rope to make his big getaway!



Before toothbrushes were invented, people brushed their teeth with feathers, bones, and porcupine quills.





The first-known dentist was named Hesi-ren. He lived in Egypt around 3000 BC.





Sugar is a major contributor to tooth decay, but it's not just in candy! Don't forget the hidden sugar in baked goods, dried fruit, and fruit juice!

Some believe that the crocodile bird flies into a crocodile's mouth to clean its teeth!



A pea-sized amount of fluoride toothpaste is the BEST for keeping teeth clean!

Did you know: George Washington's dentures were made from hippopotamus tusk, elephant ivory, and gold!



Visit the dentist often so your tooth family can get a checkup! You might even get a new toothbrush!



If you're right-handed, you probably chew on the right side of your mouth.

Toothy Word Search!

V M R L Z A Q E H M U E P Z M
G A D Y W C W T R X Z D L M D
G E I X P N A W P V T M E A K
C N T O O T H B R U S H S Z O
X P I D L K T C A V I T Y F W
S S O L F O G O H N T W X M E
H E I L L R S U S Z N P M L N
D W G X N I J Q M U E D I F A
H R W C P C F K Q S D M N P M
T H V N V T E E T H S W O U E
U D Z P J R A N T O O R R L L
O N P Y A X L I Q R E A D P E
M I J L Y X E N C D I M X N N
V V O D G M B A O Z M W I A U
O M U F V U V C A Z U Y G Z R

Find these words:

CANINE
CAVITY
CROWN
DENTIST
ENAMEL

FILLING
FLOSS
GUMS
MOLAR
MOUTH

PULP
ROOT
SMILE
TEETH
TOOTHBRUSH

Good
luck!



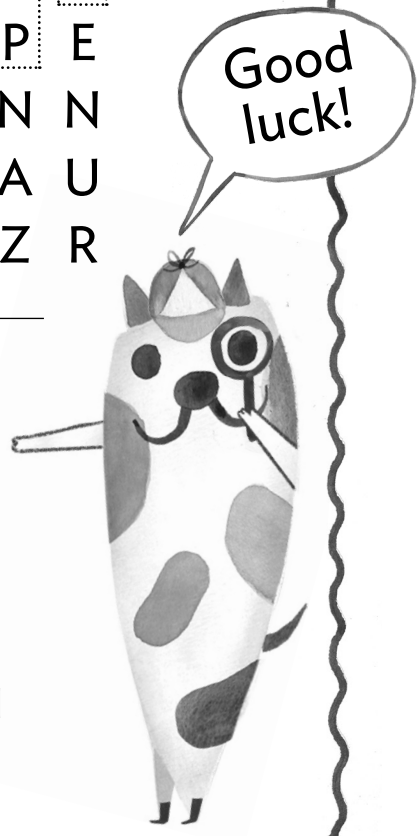
My name:

Toothy Word Search!

V M R L Z A Q E H M U E P Z M
 G A D Y W C W T R X Z D L M D
 G E I X P N A W P V T M E A K
 C N T O O T H B R U S H S Z O
 X P I D L K T C A V I T Y F W
 S S O L F O G O H N T W X M E
 H E I L L R S U S Z N P M L N
 D W G X N I J Q M U E D I F A
 H R W C P C F K Q S D M N P M
 T H V N V T E E T H S W O U E
 U D Z P J R A N T O O R R L L
 O N P Y A X L I Q R E A D P E
 M I J L Y X E N C D I M X N N
 V V O D G M B A O Z M W I A U
 O M U F V U V C A Z U Y G Z R

Find these words:

- | | | |
|---------|---------|------------|
| CANINE | FILLING | PULP |
| CAVITY | FLOSS | ROOT |
| CROWN | GUMS | SMILE |
| DENTIST | MOLAR | TEETH |
| ENAMEL | MOUTH | TOOTHBRUSH |



Word Scramble!

OTOR

Clue:

HTOOT

Clue:

SLOFS

Clue:

CWORN:

Clue:


MLARO:

Clue:

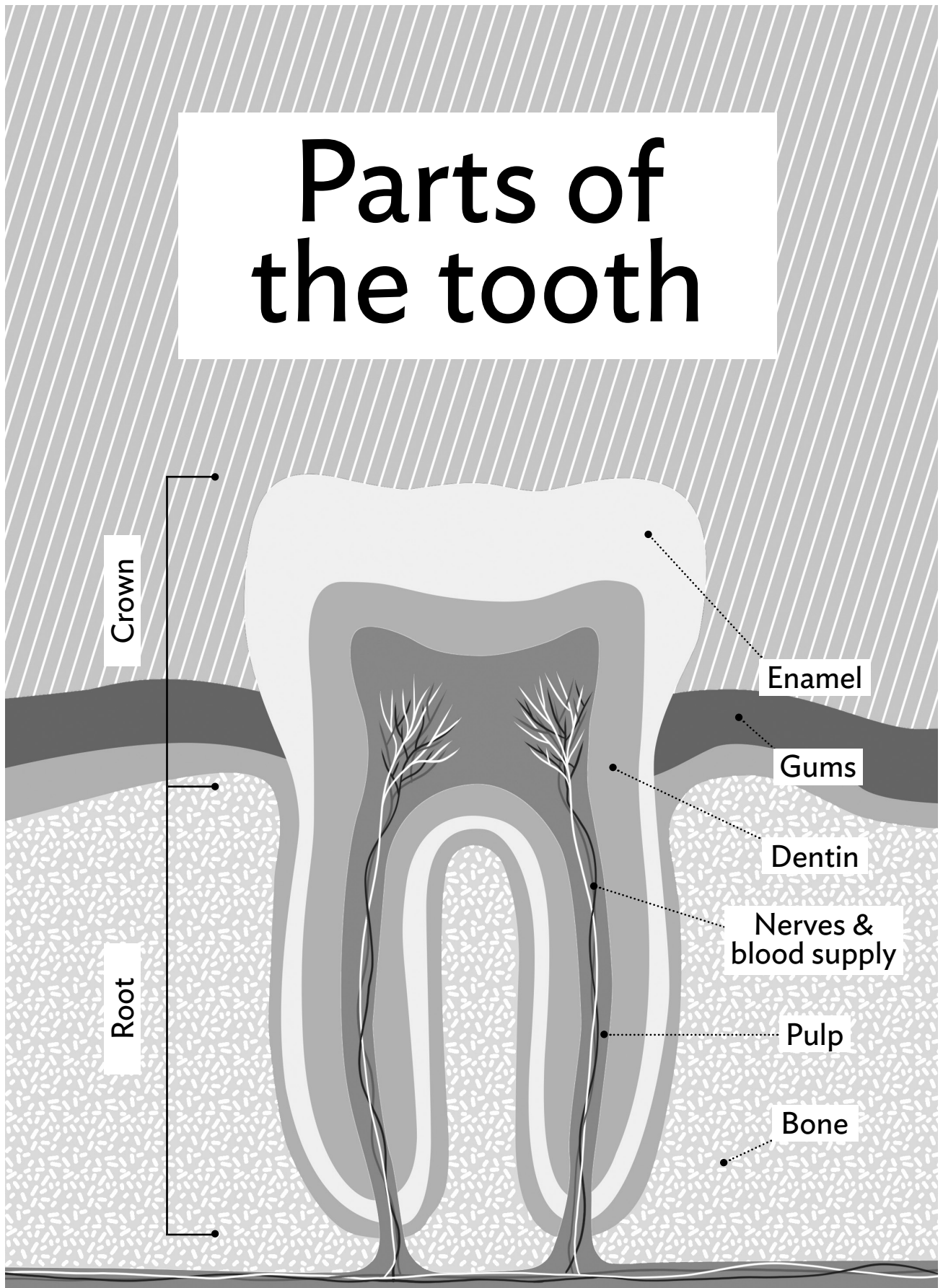
DNETSIT:

Clue:

My name:

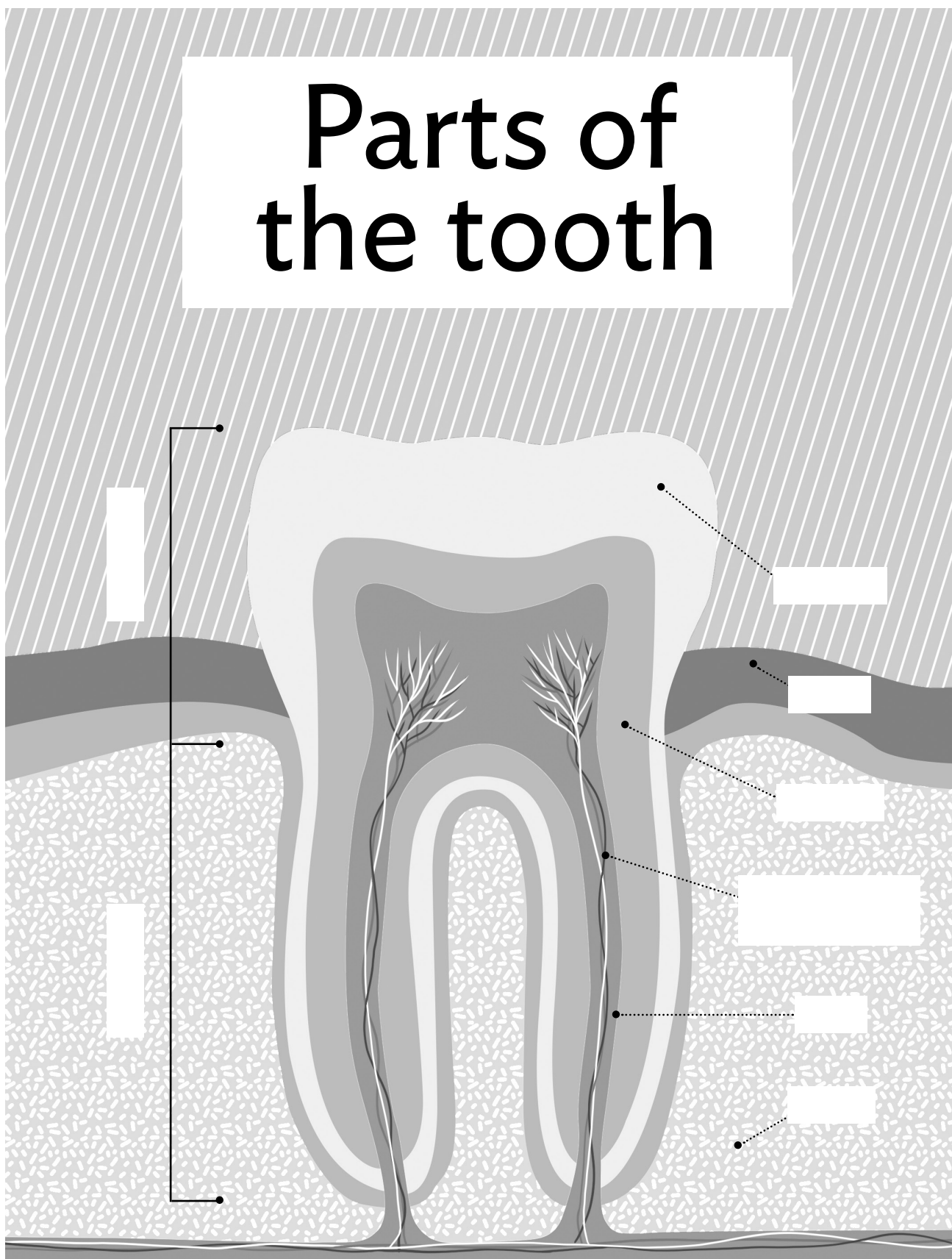


Parts of the tooth



Parts of the tooth

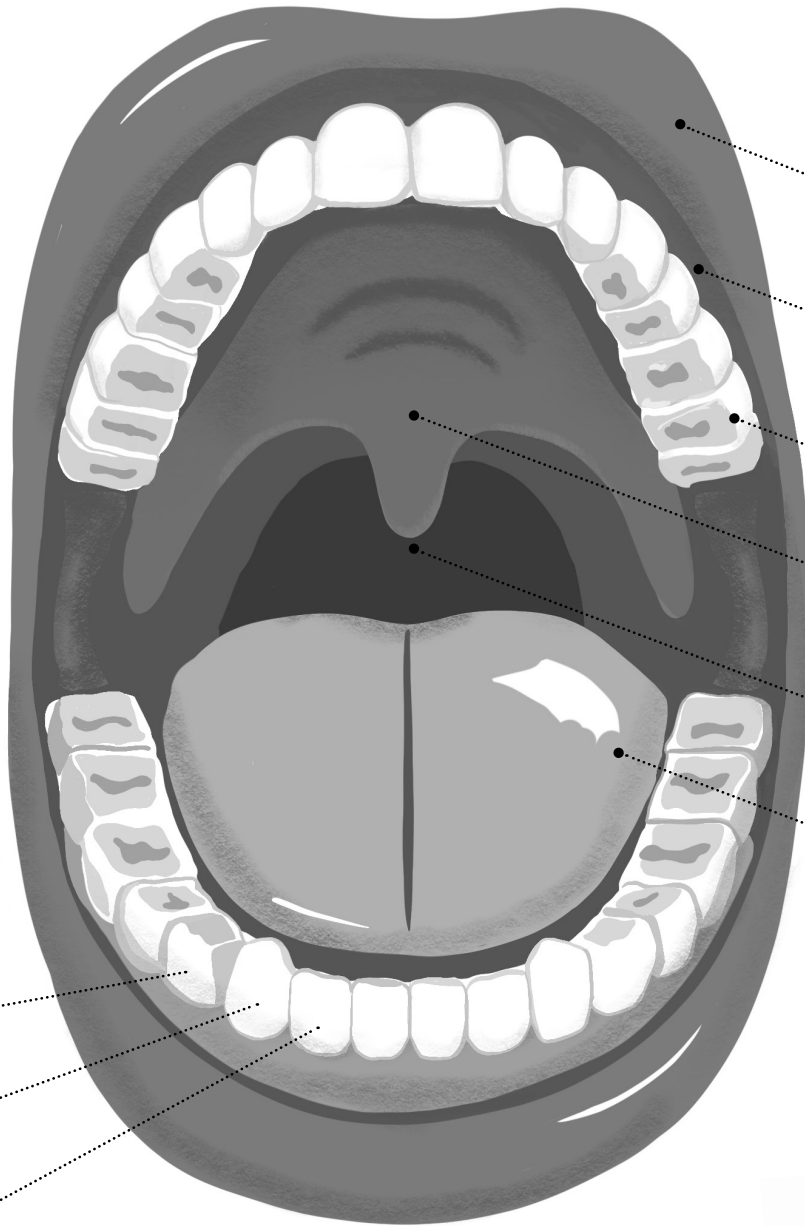

- Root
- Crown
- Nerves & blood supply
- Pulp
- Enamel
- Gums
- Bone
- Dentin



Cut & Place

My name:

Parts of the mouth



Lip

Gums

Teeth

Uvula

Throat

Tongue

Molar

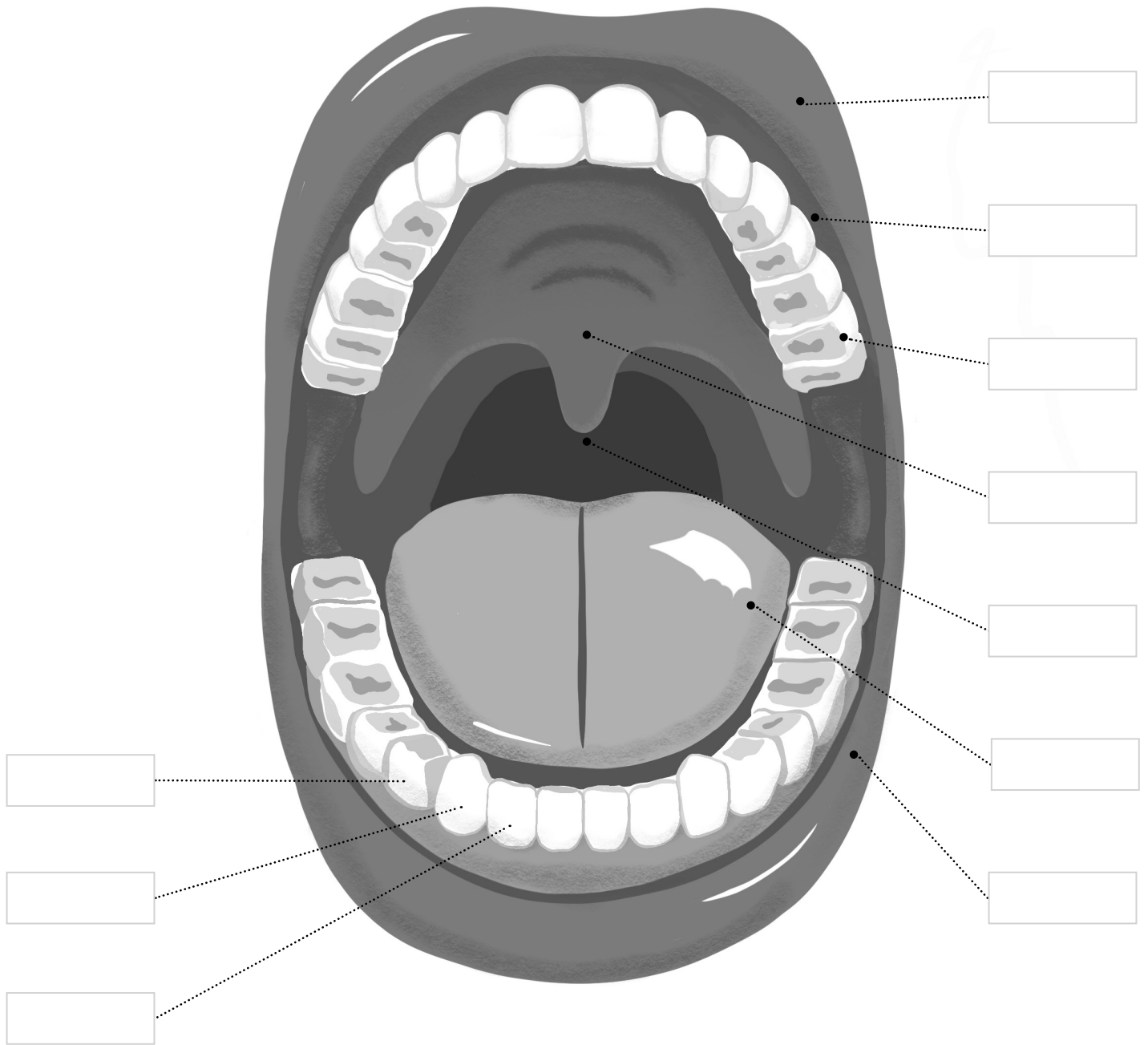
Canine

Incisor



Adults have 32 teeth!

Parts of the mouth



My name:

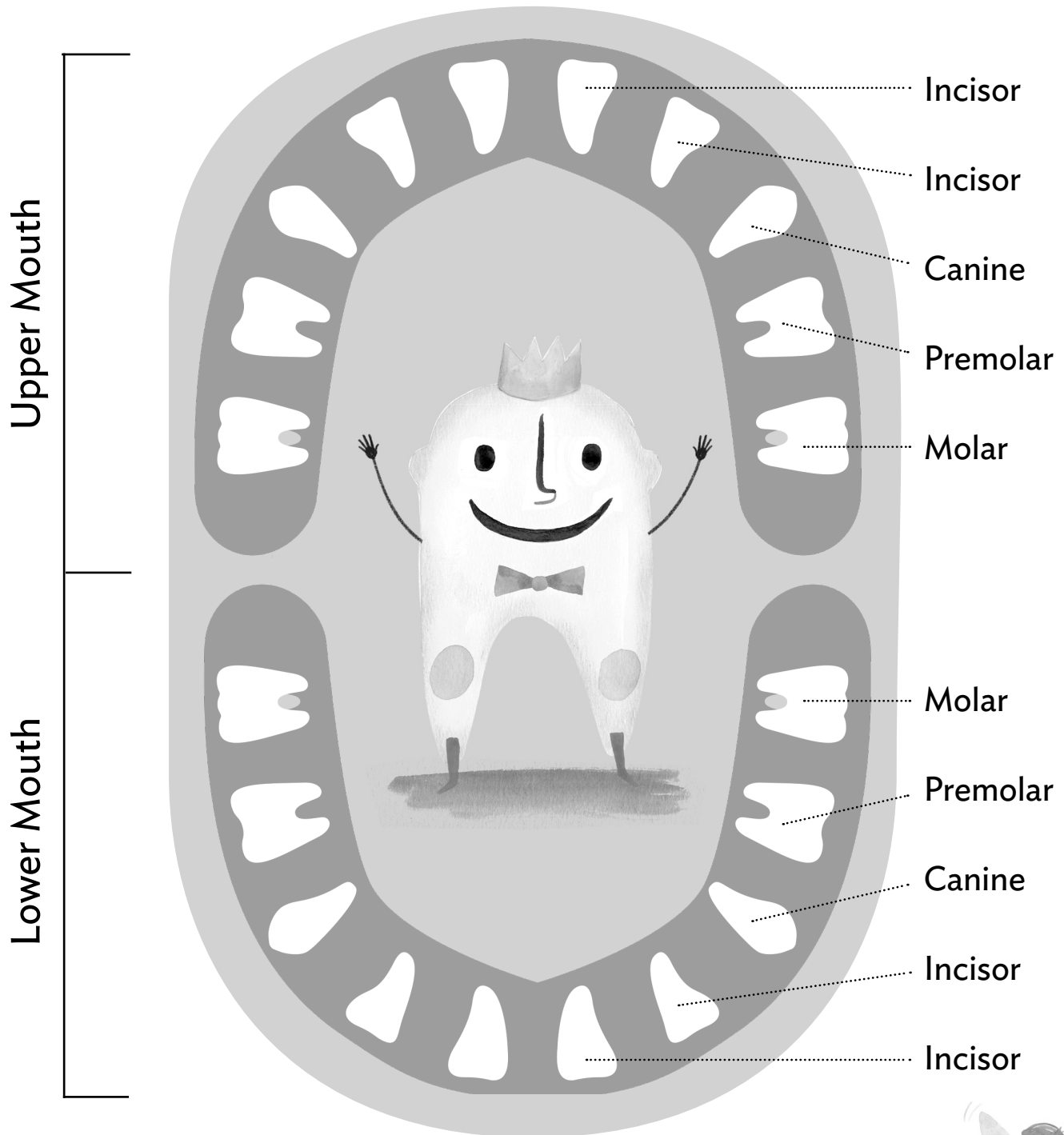
Molar	Canine	Incisor	
Lip	Gums	Teeth	
Uvula	Throat	Tongue	Dentin



Cut & Place



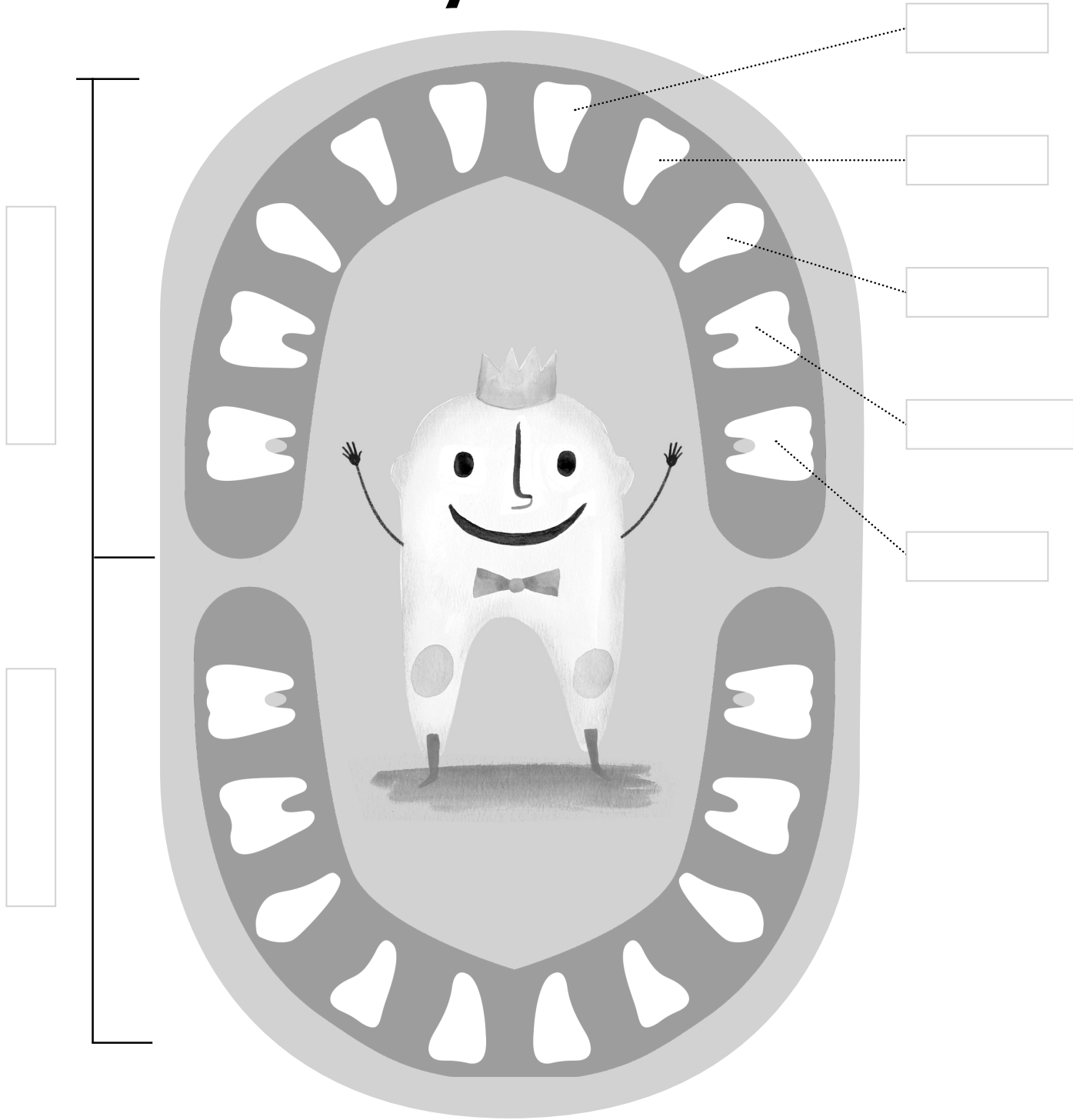
Baby Teeth



Kids have 20 teeth!



Baby Teeth



My name:

Incisor	Incisor	Canine	Premolar	Molar
Lower Mouth		Upper Mouth		

Cut & Place

